



Radio YEARBOOK® 2018

Also available via the Internet
through BIA's *MEDIA Access Pro™*

BIA • 14150 Parkeast Circle Ste 110, Chantilly, VA 20151

Phone: 703-818-2425 • Fax: 703-803-3299 • E-mail: pubs@bia.com • Web: www.bia.com

BIA's Radio Yearbook® 2018

Copyright © 2018

BIA Advisory Services, LLC

Thomas J. Buono, Publisher



BIA • 14150 Parkeast Circle Ste 110, Chantilly, VA 20151

Phone: 703-818-2425 • Fax: 703-803-3299 • E-mail: pubs@bia.com • Web: www.bia.com

Table of Contents

Copyrights and Acknowledgements.....	iv
United States Overview	v
Sample Metro Market.....	vi
Metro Market Stations' Key	vii
Keys & Codes	viii
Metro Market Stations (Alphabetical Order)	1
Non-Metro Stations (State and City of License Order)	395
Group Owner	535
Service Providers	579
Bankers / Investment Bankers	579
Brokers	583
Computers & Software	587
Consulting Firms	594
Employment / Search Firms	603
Engineering Firms.....	604
Equipment Suppliers	607
Internet-Streaming Media	627
Internet-Web Design/Host.....	630
Law Firms	631
Marketing & Promotion	636
Other Industries	642
Production Services	646
Program Suppliers / Networks	651
Recording Companies	657
Rep Firms	657
Research Firms	659
Trade/Regulatory Organizations	662
Trade Publications	666
Cross Reference	669
Arbitron Market Ranks	669
Calls to City of License	671
City of License to Market	703
Station Personnel	721
Station Correction Form	837
Service Listing Request	838
Publications Order Form and Price List	839

Copyrights & Acknowledgements

BIA

Copyright © 2018 by BIA Advisory Services, LLC (d/b/a BIA). The contents are the property of BIA and are protected by copyright and other intellectual property laws. No part of this material may be reproduced or transmitted by any means, electronic or mechanical, including photocopying or recording in an information storage and retrieval system, unless there is written permission from BIA or a license agreement with them for such use. All rights reserved.

Information in this publication is solely for the internal use of clients of BIA. The information is not for use as the basis for private offering, in a prospectus, in a valuation or appraisal report, or for developing derivative works distributed to third parties without written permission from BIA. Permission is considered upon request and the submittal of an indemnification and release form. Licensing agreements are available for expanded use or external distribution. For further information, please call 703-818-2425 or email permission@bia.com.

BIA ADVISORY SERVICES, BIA FINANCIAL NETWORK, BIAfn, INVESTING IN RADIO, INVESTING IN TELEVISION, INVESTING IN NEWSPAPER, RADIO YEARBOOK, TELEVISION YEARBOOK, and MEDIA ACCESS PRO are trademarks of BIA Financial Network, Inc.

Warning: COPYRIGHT VIOLATIONS WILL BE PROSECUTED. BIA shares 10% of the net proceeds of settlements and jury awards with individuals who provide essential evidence of illegal copying or electronic distribution. To report violations, please contact 703-818-2425 or email violations@bia.com.

Nielsen Audio

Copyright © 2018 Nielsen Audio. For use by licensed subscribers only. Reprinted with permission. All audience estimates and/or data contained herein are copyrighted by and proprietary to Nielsen Audio. Nielsen Audio reserves all rights with respect to its data. No such data may be reproduced or transmitted in any form or by any means including but not limited to photocopying or recording on or for any information storage or retrieval system, including the internet, without the prior express written consent of Nielsen Audio. All Nielsen Audio data are subject to the qualifications and limitations stated in Nielsen Audio's reports. Due to these qualifications and limitations, the accuracy of Nielsen Audio's data cannot be determined to any precise mathematical value or definition.

Woods & Poole Economics, Inc.

The market demographic and economic data in this publication is based on 2017 copyright data prepared by Woods & Poole Economics, Inc. Any questions or comments regarding these data should be directed to:

Woods & Poole Economics, Inc.
4910 Massachusetts Avenue NW Ste 208
Washington DC 20016-4368
Tel: (800) 786-1915
www.woodsandpoole.com

Disclaimer Notice

Every effort has been made to ensure the accuracy of the information in this publication. Any errors detected or called to our attention, which in our opinion are material, will be corrected in future releases. BIA assumes no liability for any errors or omissions in the information, and shall not be liable for any injuries or damages (including consequential) which might result from its use.

Special Notes for Puerto Rico Market
Some demographic information for Puerto Rico is provided by the Puerto Rico Planning Board. BIA has estimated some projected demographic figures using historic growth rates.

Questions about *BIA's Radio Yearbook*® 2018 or other BIA publications or services should be directed to:
BIA Advisory Services
14150 Parkeast Circle Ste 110, Chantilly, Virginia 20151
Phone: (703) 818-2425 • E-mail: pubs@bia.com

United States Overview

Comparison of various market, owner and station factors with the entire country provides useful indicators of its potential. Below are several nationwide benchmarks:

National Totals

2017 Population ¹	327,131,000
2017 Retail Sales ¹	\$4,937,172,000,000
2017 BIA's Estimated Over-the-Air Gross Radio Advertising Revenues	\$13,870,000,000

National Growth Rates

	'12-'17	'17-'22
Population (POP)	0.8%	0.9%
Households (HH)	1.2	1.1
Retail Sales (RS)	2.0	1.6
Total Personal Income (TPI)	2.5	2.4

2017 National Income

Per Capita	\$45,309
Median Household.....	\$85,332
Average Household.....	\$116,017

2017 National Ethnic Breakdown

Asian.....	6.2%
Black.....	13.0
White.....	61.8
Hispanic-Origin.....	18.1

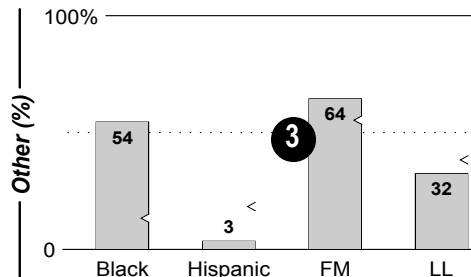
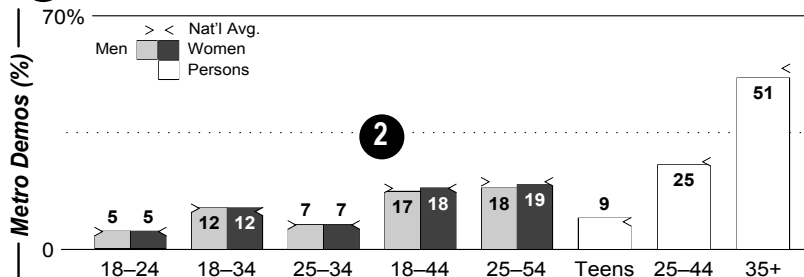
2017 National Demographic Breakdown

	Men	Women	Total
Under 12	7.7%	7.4%	15.1%
12-17	4.7	3.7	8.4
18-24	4.7	4.5	9.2
25-34	7.0	6.8	13.8
35-44	6.2	6.2	12.4
45-54	6.4	6.5	12.9
Over 55	13.0	15.2	28.2

¹ per Woods & Poole Economics, Inc.

Albany, GA

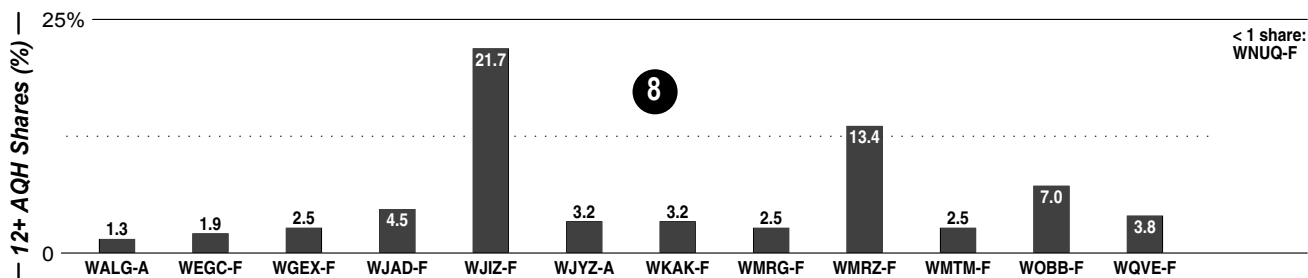
1 **Rank: 239** Pop: **161,500** Retail: **\$2.057B** Gross Rev: **\$4.3M** HH Inc: **\$79,091** ↓



Calls (FM)	FMT	City of License	Freq	PWR	HAAT	Combo	LMA	Rep	St	Owner	Acq	Price
WEGC	AC	Sasser	107.7	11.5	312	b		Crstl	95	Cumulus Media Hldgs	9808	
WFFM	ROCK	Ashburn	105.7	6.0	328	d			89	Plant Bcstg	1109	625
WGEX	CHR	Bainbridge	97.3	100.0	997	a		iHM	67	iHeartMedia	0807	
WJAD	AOR	Leesburg	103.5	12.5	463	b		Crstl	89	Cumulus Media Hldgs	9808	
WJIZ	URBN	Albany	96.3	79.0	814	a		iHM	65	iHeartMedia	0807	
WKAK	CTRY	Albany	104.5	100.0	981	b		Crstl	63	Cumulus Media Hldgs	9901	2,250
WMRG	URBN	Morgan	93.5	25.0	289			McGav	15	Hegwood, Steve	6401	270
WMRZ	URBN	Dawson	98.1	25.0	262	a		iHM	65	iHeartMedia	0807	
WMTM	HITS	Moultrie	93.9	100.0	554			Reg	62	Colquitt Bcstg Co		
WNUQ	CTRY	Sylvester	102.1	6.0	259			Crstl	90	Mainstay Sta Trust	1803	
WOBB	CTRY	Tifton	100.3	100.0	997	a		iHM	75	iHeartMedia	0807	
WOKA	CTRY	Douglas	106.7	100.0	981	c			71	Coffee County Bcstrs	1804	
WQVE	URBN	Albany	101.7	6.0	299	b		Crstl	72	Cumulus Media Hldgs	9901	3,300
WZIQ	REL	Smithville	106.5	2.5	515				95	Augusta Radio Fellow	0903	

Calls (AM)	FMT	City of License	Freq	Day	Night	Cont	LMA	Rep	St	Owner	Acq	Price
WALG	NEWS	Albany	1590	3.3	0.4			Crstl	40	Cumulus Media Hldgs	9901	
WJYZ	REL	Albany	960	5.0	0.35	a		iHM	52	iHeartMedia	0807	
WSRA	SPRT	Albany	1250	1.0	0.5				62	Agape Life Ministry	0408	150

Calls	General Manager	Address, City, State, Zip	Phone	Fax	Owner Phone
WALG-AM	Kay Evans	1104 W Broad Ave, Albany, GA 31707	229-888-5000	229-888-6018	404-949-0700
WEGC-FM	Kay Evans	1104 W Broad Ave, Albany, GA 31707	229-888-5000	229-888-6018	404-949-0700
WFFM-FM	David Nelson	PO Box 969, Tifton, GA 31794	229-382-1340	229-777-0066	229-382-1340
WGEX-FM	Jennifer Newman	809 S Westover Blvd, Albany, GA 31706	229-439-9704	229-439-1509	210-822-2828
WJAD-FM	Kay Evans	1104 W Broad Ave, Albany, GA 31707	229-888-5000	229-888-6018	404-949-0700
WJIZ-FM	Jennifer Newman	809 S Westover Blvd, Albany, GA 31706	229-439-9704	229-439-1509	210-822-2828
WJYZ-AM	Jennifer Newman	809 S Westover Blvd, Albany, GA 31706	229-439-9704	229-439-1509	210-822-2828
WKAK-FM	Kay Evans	1104 W Broad Ave, Albany, GA 31707	229-888-5000	229-888-6018	404-949-0700
WMRG-FM	Steve Hegwood	1570 Northside Dr NW Bldg 200, Atlanta, GA 30318	404-835-6700	404-835-6701	404-835-6700
WMRZ-FM	Jennifer Newman	809 S Westover Blvd, Albany, GA 31706	229-439-9704	229-439-1509	210-822-2828
WMTM-FM	Jim Turner	PO Box 788, Moultrie, GA 31776	229-985-1300	229-890-0905	229-985-1300
WNUQ-FM	Kay Evans	1104 W Broad Ave, Albany, GA 31707	229-888-5000	229-888-6018	415-391-4877
WOBB-FM	Jennifer Newman	809 S Westover Blvd, Albany, GA 31706	229-439-9704	229-439-1509	210-822-2828
WOKA-FM	Jim Squires	PO Box 1589, Douglas, GA 31534	912-384-8153	912-383-6328	912-384-8153
WQVE-FM	Kay Evans	1104 W Broad Ave, Albany, GA 31707	229-888-5000	229-888-6018	404-949-0700
WSRA-AM	Livingston Fulton	PO Box 553, Albany, GA 31701	229-638-3811		229-809-6494
WZIQ-FM	Clarence Barinowski	2278 Wortham Ln, Grovetown, GA 30813	706-309-9610	706-309-9669	706-309-9610



Metro Market Stations' Key

1 Market Statistics

Metro Rank: The current ranking (Fall 2017) of the Nielsen Audio Market by size of population based on the U.S. Census.

Pop: The 2017 population estimate of the market from Woods & Poole Economics, Inc. (see Copyrights).

Retail: The estimated 2017 total retail sales in the market from Woods & Poole Economics, Inc. (see Copyrights). **M** = millions and **B** = billions.

Gross Rev: BIA's estimate of 2017 over-the-air gross radio advertising revenues for the market. This estimate represents total time sales including local, regional and national spot sales, plus political and network compensation. The figure does not include trade and barter, production or promotional revenues.

HH Inc: The 2017 average household income from Woods & Poole Economics, Inc. (see Copyrights). The arrow to the right of the figure indicates whether the figure is higher or lower than the national average.

2 Metro Demos

This is a graphical presentation of the gender and age percentage breakdown in the market for 2017. For comparison purposes, the national averages for the various categories is indicated in the corresponding bar by a > for men and a < for women.

3 Other Demographic Data

Ethnic Population: The percentage of the market's Black and Hispanic population is portrayed in this chart along with the national percentages for comparison which are indicated by a < mark.

FM: Based on Nielsen Audio's 12+ Average Quarter Hour Ratings (see Copyrights), this bar represents the percentage of listening devoted to FM stations in the market along with the national average for comparison which are indicated by a < mark.

LL: This bar represents the percentage of lost listening in the market to non-commercial and out-of-market stations. Again, the national average is provided for comparison and indicated by a < mark.

4 Technical Attributes

Technical information is secured from the FCC through Actions and filings for construction permits.

Call Letters: Broken out by FM and AM and listed alphabetically, these are the licensed call letters of the commercial radio stations licensed to the market.

FMT: The broad category format for the type of programming aired by the station. Format information is based on announcements in trade publications and direct contact with the stations through frequent telephone surveys and annual mail surveys. For a list of formats and the abbreviations used by BIA, see Keys & Codes.

City of License: The city from which the radio station is licensed to operate as designated by the FCC.

Frequency: The location on the radio dial at which the station can be found.

PWR (FM), Day or Night (AM): The power in kilowatts at which the station transmits its signal. A "#" symbol indicated next to the station's power signifies that a construction permit (cp) has been granted by the FCC to change some aspect of the station's technical operations.

HAAT (FM): Height above average terrain of the station's center of radiation (antenna) with respect to its surrounding terrain in feet.

Combo: By matching the letters indicated in this column you will see the stations in the market that operate together as a combo or duopoly.

LMA: Local Marketing Agreement. The number indicated in this column coincides with the other stations in the market that operate with this one under such an agreement.

5 Rep

This is an abbreviation of the station's advertising representative according to a table found in "Keys and Codes" on page 8.

6 Ownership

Ownership changes and information are gleaned from announcements in the trade publications, press releases, market contacts, FCC filings and other sources.

St: The year the station first went on the air.

Owner: The most recent owner or proposed purchaser of the station. A proposed purchaser is indicated by a "p" next to the Acquisition Date.

Acq: The date (Year Month) the station was acquired by the most recent or proposed purchaser.

Price: Presented in thousands, this is the sales price paid for the station. To the right of the price you may encounter a code that signifies the type of transaction. (See Keys & Codes, Page 8.)

NOTE: Because the actual sales price of a station or group may vary from the reported price, caution should be exercised with respect to the use of these data.

7 Contact Information

Listed alphabetically by Calls, the station's GM, mailing address, phone and fax number are listed as well as the owner's phone number. See "Station Personnel" for other key contacts at the station and "Group Owners" for more detail on owners of more than 2 stations. Some out-of-market stations receive ratings in other markets. See the station's home market for contact information.

8 Nielsen Audio Ratings

BIA is licensed by Nielsen Audio to provide its Total Day, Average Quarter Hour (AQH) shares for persons 12 years and older. In this graphical presentation we profile the stations receiving at least a 1.0 share in the Monday-Sunday, 6:00 AM to Midnight category for the Fall 2014 ratings period. Stations receiving at least a 0.5 share but less than 1.0 are listed by calls on the right side of the graph. These data are copyrighted by Nielsen Audio (see Copyrights).

Keys & Codes

General Abbreviations

C: The letter codes under the “C” heading indicate a combo or duopoly. All AM and FM stations with the same owner will have the same letter code.

cp: A “cp” following the Power column indicates that the station has a construction permit to change frequency, power, or its antenna height to upgrade its technical facilities. The station is also authorized to operate at the indicated power or height for testing purposes.

HAAT: Height above average terrain of the station’s center of radiation (antenna) with respect to its surrounding terrain in feet.

LMA: Local Marketing Agreement - two or more stations operated by a company other than the owner. The numeric codes under the “LMA” heading indicate which stations are operating under an LMA.

NP: Fax number not published.

PPM: Portable People Meters - electronic listening share data collection device.

TPI: Total Personal Income - After tax disposable income available in the market.

Sales Price Codes

ac: Combo sale in adjacent market

al: Station sold for assumption of liabilities

cp: Sale of construction permit for unbuilt station.

c#: AM/FM combo sale. The combo price is listed with the FM station. The number following the “c” identifies the AM/FM combo involved. The AM and FM station will have the same number following the “c”.

d#: Duopoly sale of two or more stations in the same service, either two FM’s or two AM’s.

d: Distress sale

dn: Donation

e: Estimated sales price

g: Group sale. If a combo is involved, a number following the “g” will indicate the combo in that market. The AM and FM station will have the same number following the “g”.

na: No price available

nc: No cash consideration

p: Proposed sale

st: Transfer of stock or partnership interest

sw: Station swap

+: Plus additional considerations, (e.g., assumption of debt)

Format (FMT) Category Codes

9020	Oldies	KIDS	Miscellaneous
AAA	Rock	MOR	Middle of the Road
AC	Adult Contemporary	NAC	Jazz/New Age
AOR	Album Oriented Rock/Classic Rock	NEWS	News
BLCK	Urban	NOA	CP - Not On Air
BLUE	Urban	NOST	Nostalgia/Big Band
BOB	Adult Contemporary	NPR	Public/Educational
CHLY	Adult Contemporary	OLD	Oldies
CHR	Contemporary Hit Radio/Top 40	POP	Contemporary Hit Radio/Top 40
CLAS	Classical	PRDE	Contemporary Hit Radio/Top 40
CMDY	Miscellaneous	PUBL	Public/Educational
CTRY	Country	REGA	Miscellaneous
DANC	Contemporary Hit Radio/Top 40	REL	Religion
DARK	Station not on air	ROCK	Rock
EASY	Easy Listening/Beautiful Music	SAC	Adult Contemporary
EDUC	Public/Educational	SAM	Adult Contemporary
ELTR	Rock	SEAS	Seasonal
ETHN	Ethnic	SPAN	Spanish
FMLY	Miscellaneous	SPNW	Spanish
FOLK	Miscellaneous	SPRT	Sports
FRCH	French	TALK	Talk
HITS	Oldies	TRPC	Spanish
INFO	Miscellaneous	URBN	Urban
JACK	Adult Contemporary	VAR	Miscellaneous
JAZZ	Jazz/New Age		

Advertising Rep Firm Codes

ABCRS	ABC Radio Sales	Focus	Local Focus 360
Allied	Allied Radio Partners	McGav	McGavren Guild Radio
Astrl	Astral Radio Plus	MISpt	Michigan Spot Sales
Bell	Bell Media Radio Sales	MdWst	Midwest Radio
CanBS	Canadian Broadcast Sales	MPV	MPV Radio Sales
Crstl	Christal Radio	NPM	National Public Media
CMR	Corporacion Mexicana de Radio	NESpt	New England Spot Sales
Cyr	Cyr Associates	Patt	Patt Media Sales
Dora	Dora-Clayton Agency Inc	Rdram	Radorama
Entcm	Entercom Radio Sales	RMR	Regional Market Radio
Estmn	Eastman Radio	RegRp	Regional Reps
EVS	Entravision Solutions	Riley	Riley Representatives
GenMP	Gen Media Partners	RosIn	Roslin Radio Sales Inc
Gilis	Gillis Broadcasting Reps	Salem	Salem Radio Reps
GForc	Groupe Force Radio	SOMER	Sociedad Mexicana de Radio
Wallc	Hugh Wallace Inc	Target	Target Broadcast Sales
H&R	Hyatt/Ramsland Inc	TNSpt	Tennessee Spot
iHM	iHeartMedia Multi Market Sales	Tachr	The Tacher Co Inc
InHse	In House	UnEP	Universal EP
InLR	In-Language Radio	Univs	Univision Radio Sales
Fmks	J. L. Farmakis Inc	WW1NS	Westwood One National Sales
Katz	Katz Radio	Willm	Williams Radio Sales
KatzH	Katz Hispanic Media		